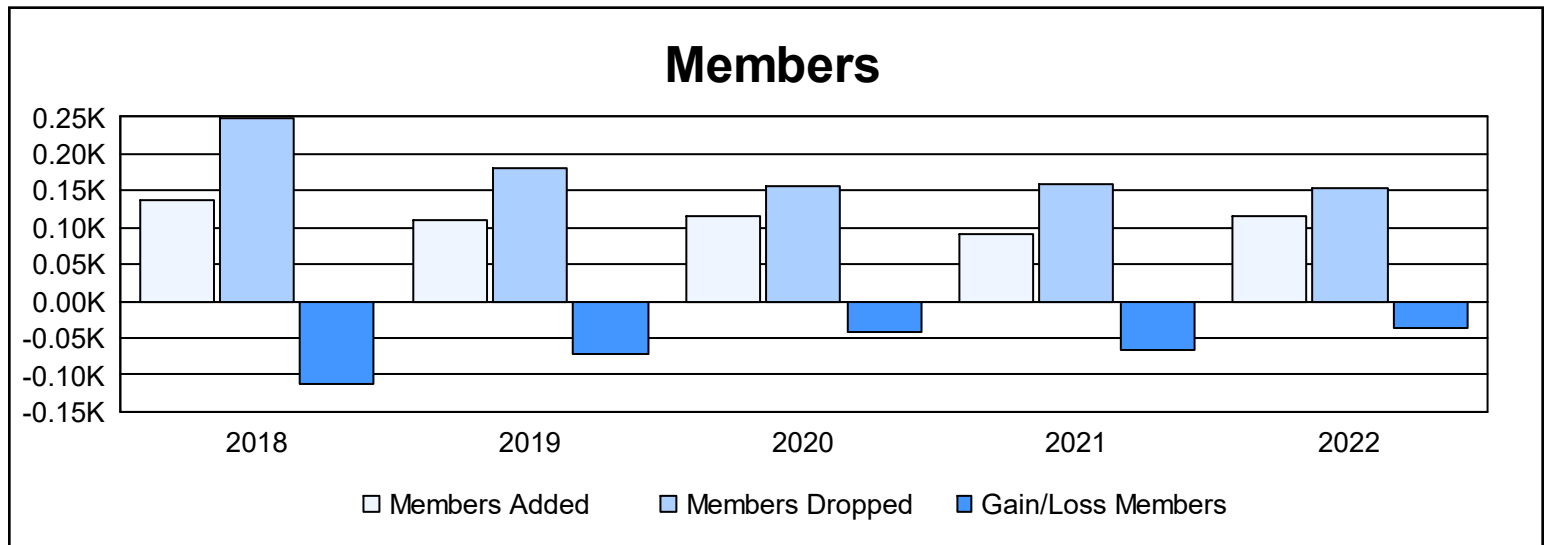
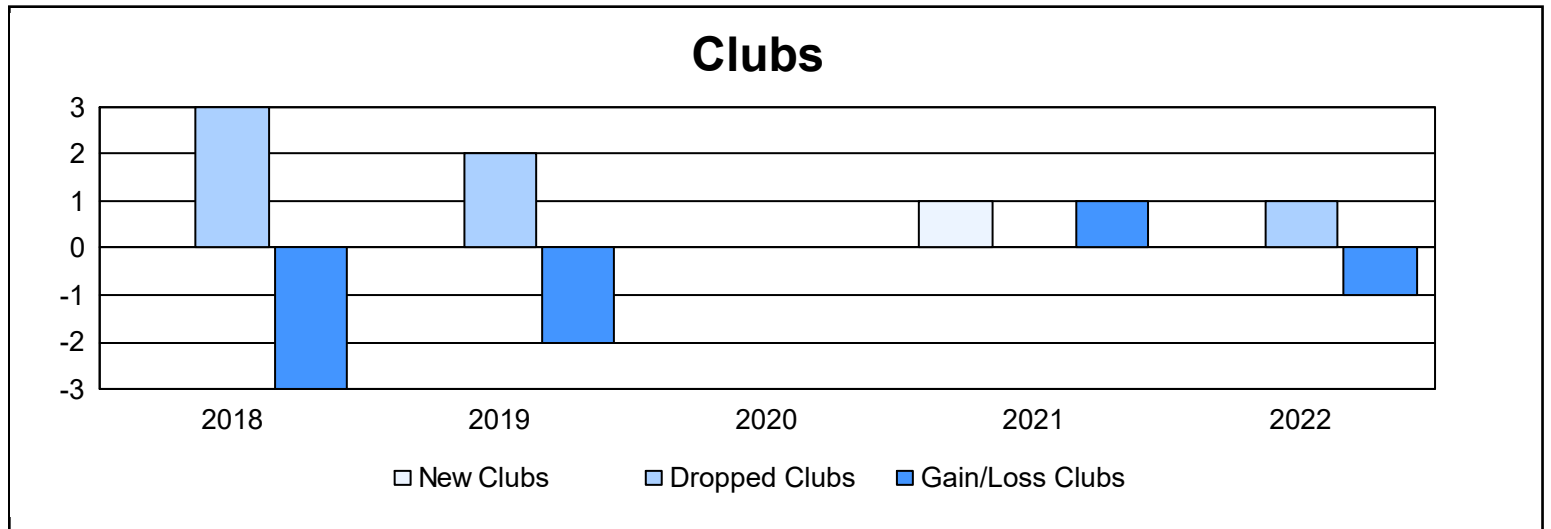
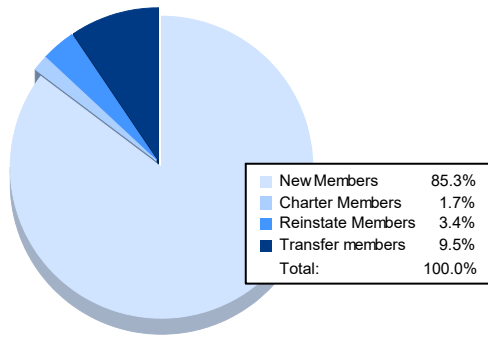


Year	New Clubs	Dropped Clubs	Gain/ Loss Clubs	New Members	Charter Members	Reinstate Members	Transfer Members	Total Member Added	Total Members Dropped	Gain/ Loss Members
2017-2018	0	3	-3	118	0	5	14	137	249	-112
2018-2019	0	2	-2	99	1	7	2	109	180	-71
2019-2020	0	0	0	96	0	8	11	115	156	-41
2020-2021	1	0	1	55	17	11	9	92	159	-67
2021-2022	0	1	-1	99	2	4	11	116	153	-37
<b>Average</b>	<b>0</b>	<b>1</b>	<b>-1</b>	<b>93</b>	<b>4</b>	<b>7</b>	<b>9</b>	<b>114</b>	<b>179</b>	<b>-66</b>



### Membership Composition June 2022 Cumulative



### Gender Composition June 2022 Cumulative

